

Catalogue of door panels



OKNO-POL
KRAKÓW



OKNO-POL KRAKÓW

Table of content

Table of content	3
PExterior doors – how to recognize a difference?	4
Prestige exterior doors – description	5
Prestige exterior doors – models' presentation.....	6
Premium exterior doors – description	15
Premium exterior doors – models' presentation	16
Optimum exterior doors –description	27
Optimum exterior doors – models' presentation	28
Medium exterior doors – description	32
Medium exterior doors – models' presentation	33
Basic exterior doors – description	37
Basic exterior doors – models' presentation	38
Accessoires	40

uPVC exterior doors

Exterior doors play a few key roles. Basically, they shelter the house entrance, guaranteeing a high level of security to its occupants. Their aim is to create a barrier against heat loss and to give a protection against exterior noise.

Doors add value to your house, so they should be in-keeping with the building.

Okno-Pol meets all these requirements. Even the basic version offers a good anti-burglary protection and its level can be increased, if necessary. Multi-chamber profiles and decorative panels filled with PU foam provide an effective thermal and acoustic insulation.

Materials used in the production process of our doors allow to create a product which match every building or elevation style perfectly. Even the most demanding customers will be satisfied by a wide variety of RAL colours, veneers, glazing types, decorative elements and door pull handles available.

Top quality uPVC profiles guarantee that your door will be durable and resistant to weather conditions. Our doors require no troublesome and time-consuming maintenance and are characterised by a long lifespan with no loss of their attributes and decorative values.

Find full offer of Okno-Pol doors on: <http://www.okno-pol.pl/eng/produkty/upvc-entrance-doors>

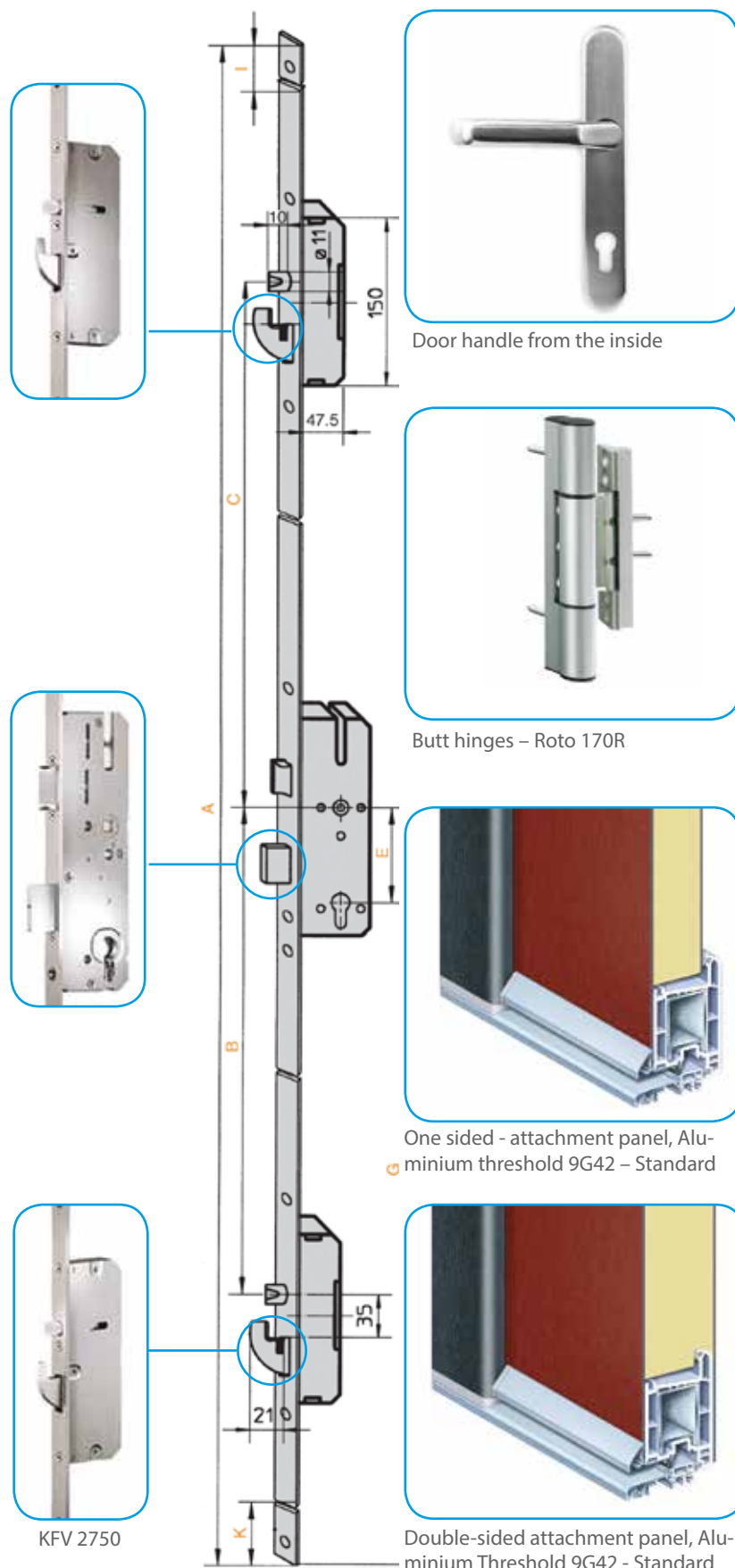


EXTERIOR DOORS – how to recognize the difference?

	RODENBERG	ADECO, DOORPLUS	ROFEX	OKNO-POL
Panel type	Attachment panels	Insert panels	Insert panels	Insert panels
Panel's CONSTRUCTION	Panel made of epoxy resin plates 3 mm thick, filled with PU foam	Panel made of GFK plates 2 mm thick, filled with PU foam	Panel made of uPVC or HPL plates 2 mm thick, filled with PU foam	uPVC panel 24 mm thick, glazing Ug=1,1
Hinges	Butt hinges – ROTO 170R	ROTO surface-mounted hinges	ROTO surface-mounted hinges	ROTO surface-mounted hinges
Decorative elements	Modern design – decorative elements of top quality materials (stainless steel, Swarovski crystals, carbon fibre). Decorative bars, obscure glass.	Stainless steel decorative elements, decorative frames of solid uPVC, obscure and reflective glass.	Thermally extruded decorative elements, stainless steel decorative applications, obscure and reflective glass.	Geometric design – different combinations using construction elements, obscure and reflective glass.
Locks	3-point lock with automatic bolts. C-class cylinder lock (the highest anti-burglary class) with 3 keys.	3-point lock with automatic bolts. Cylinder lock with 3 keys.	3-point lock with automatic bolts. Cylinder lock with 3 keys.	3-point lock with automatic bolts. Cylinder lock with 3 keys.
Door handles, door pull handles	Door pull handle outside, inox door handle inside.	Inox double-sided door handle.	Inox double-sided door handle.	Inox double-sided door handle.

Rodenberg doors

Rodenberg Prestige doors



Door handle from the inside

Butt hinges – Roto 170R

One sided - attachment panel, Aluminium threshold 9G42 – Standard

Double-sided attachment panel, Aluminium Threshold 9G42 - Standard

KFV 2750

Rodenberg offers doors with attachment panels. This type of panels allows to have a flushed surface of a leaf. Thanks to a thick layer of PU foam applied, panels guarantee a high level of thermal and acoustic insulation. Rodenberg line is characterised by a wide variety of decorative attachment panels. Modern and elegant look of leafs is achieved by using top quality obscure glass, stainless steel decorative elements, state-of-the-art materials like carbon fibre „Carbon look” and luxurious elements like Swarovski crystals.

Construction:

Door is constructed of multi-chamber profiles of Koemmerling 76 AD, Koemmerling 88+, Eurofutur 5-chamber profile Classic/Elegance.

Panels:

The leaf is covered with an attachment panel. Panel's plates are made of epoxy resin 3 mm thick. The space between two plates is filled with PU foam.

Two types of attachment panels available: one-sided and double-sided. The panel thickness is up to 94 mm. Decorative elements: inlaid applications, decorative elements of stainless steel, Swarovski crystals, „Carbon look” elements, noble metal foils.

Lock:

3-point lock with automatic bolts - KFV 2750. C-class cylinder lock with 3 keys.

Hinges:

Adjustable butt hinges – ROTO 170R.

Threshold:

Aluminium thermally broken threshold 20 mm high.

Door pull handle:

From the outside

Door handle:

From the inside – inox door handle.



1. Model 6438-57

Decorative application: stainless steel

Obscure glass: Satinato

Accessories: Stainless steel door pull handle (V78), integrated with the attachment panel



2. Model 6195-58

Decorative application: AnTEAK horizontal decor
Obscure glass: Satinato
Accessories: stainless steel door pull handle (V106), integrated with the attachment panel





3. Model 6199-93

Decorative application: Teak terra horizontal decor,
stainless steel decorative bars

Accessories: stainless steel door pull handle (V100),
integrated with the attachment panel



4. Model 6173-43

Decorative application: Art-Beton, stainless steel decorative bars

Obscure glass: Satinato

Accessories: stainless steel door pull handle (9026-13), integrated with the attachment panel





5. Model 1501-70

Decorative application: stainless steel,
Triple glazing, G1117 frosted glass with transparent stripes
and Swarovski elements.


Accessories: stainless steel door pull handle (1017-13),
integrated with the panel,
bottom decorative bead made of stainless steel.



6. Model 186-75

Decorative applications: stainless steel
Obscure glass: Satinato
Accessories: stainless steel door pull handle (9024-13),
integrated with the attachment panel





7. Model 6877-41

Decorative application: stainless steel, design
decor: high, Carbon-Look gloss

Obscure glass: Satinato


Stainless steel door pull handle (9028-13),
integrated with the attachment panel



8. Model 6197-93

Decorative application: stainless steel
Accessories: stainless steel door pull handle (V97),
integrated with the attachment panel

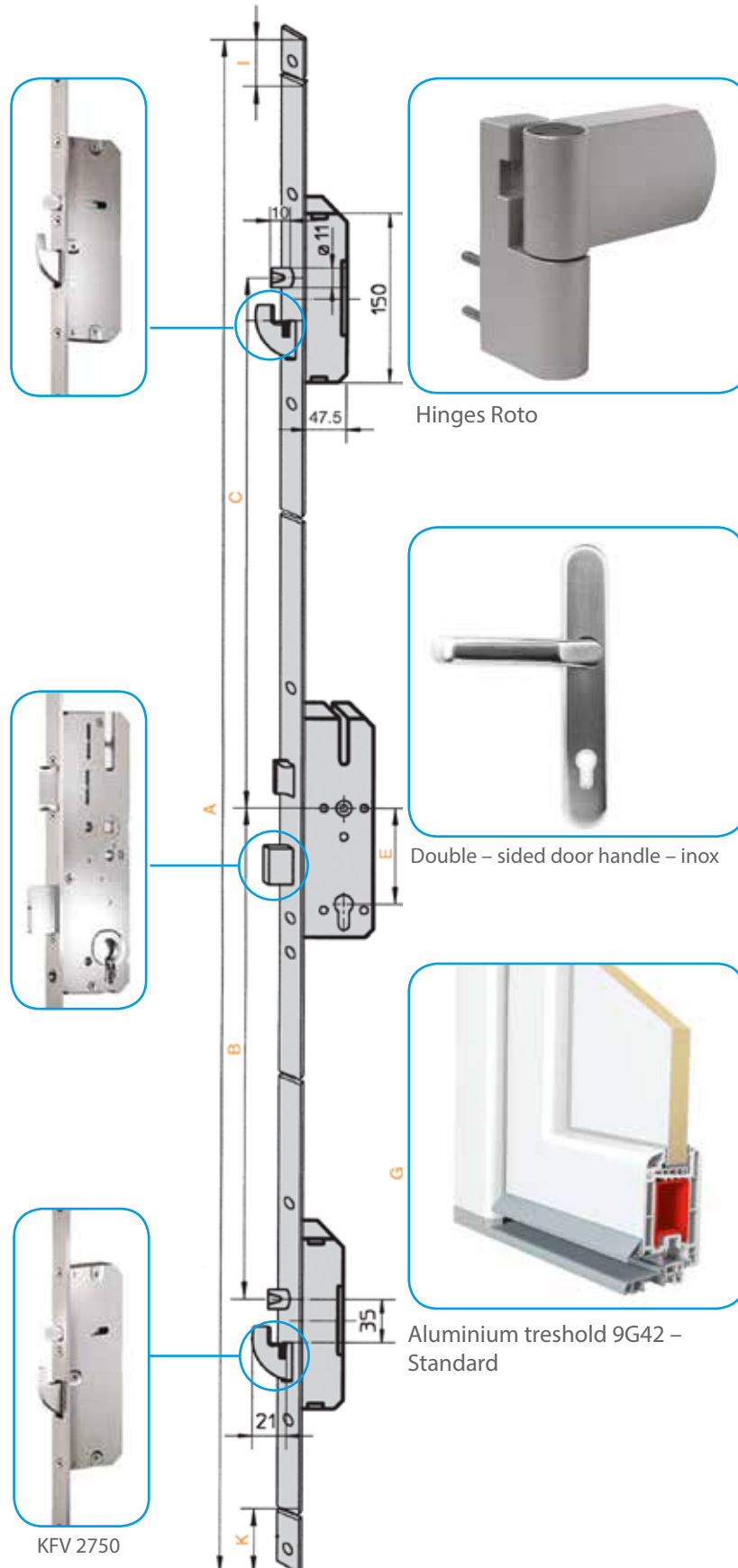




9. Model 6957-93

Decorative application: stainless steel
Stainless steel door pull handle (V103),
integrated with the attachment panel

Adeco Premium doors



Adeco Premium door collection is an offer of an insert panel doors. Adeco Premium doors combine clear lines and forms with stylish ornaments and decorative glass. The use of durable GFK material which commonly is used in yacht industry, ensures high resistance to mechanical damages. Stainless steel and solid uPVC decorative elements are applied on the surface of the panel. Our doors come with a wide choice of colours obtained by painting or the use of decor foils and accessories. As a result, the doors perfectly fit to almost every type of an architectural style. Construction de la porte Adeco Premium

Construction:

Door is constructed of multi-chamber profiles of Koemmerling 88+, Koemmerling 76 AD, Eurofutur profile Classic/ Elegance.

Panels:

Insert panels consist of GFK plates 2 mm thick, filled with PU foam. Panel thickness is 24 mm. A great variety of obscure glass, reflective glass or stained glass is available. Decorative elements: solid plastic, aluminium or stainless steel.

Lock:

KFV 2750 – 3-point lock with automatic bolts. Cylinder lock with 3 keys.

Hinges:

Roto 3-way adjustable hinges.

Threshold:

Aluminium thermally broken threshold 20 mm heigh.

Handle:

Double-sided inox handle.



10. Model Neutro

Decorative application: stainless steel

Glazing: Field 1 – frosted glass with transparent squares; Field 2 – transparent glass with frosted squares; Field 3 – frosted glass with transparent squares

Accessories: stainless steel door pull handle (622)
Insert panel



11. Model Indura

Decorative application: stainless steel,
transparent glass with sand-blasted squares
Accessories: stainless steel door pull handle (HA622)
Insert panel





12. Model Index

Decorative application: stainless steel

Obscure glass: Satinato

Accessories: stainless steel door pull handle (HA621)

Insert panel



13. Model Atrium

Decorative application: decorative frames of solid plastic
Obscure glass – Satinato in „Atrium1” type
Accessories: stainless steel door pull handle (HA630)
Insert panel





14. Model Delion

Decorative application: decorative frames of solid plastic and of stainless steel

Obscure glass: frosted glass with patterns

Accessories: stainless steel door pull handle (HA622)

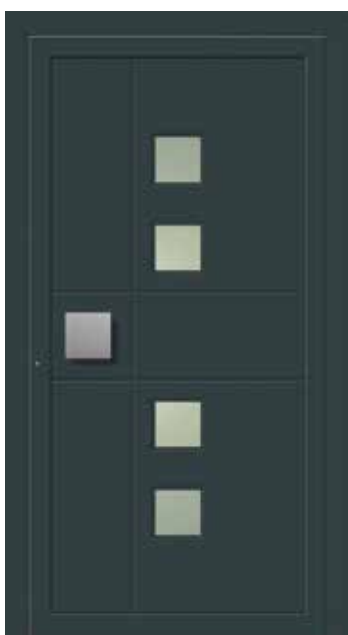
Insert panel



15. Model Texel

Decorative application: decorative frames of solid plastic
 Transparent glass with astragal bars
 Accessories: stainless steel door pull handle (HA500)
 Insert panel





16. Model Mareo

Decorative application: stainless steel

Obscure glass: Satinato

Accessories: stainless steel door pull handle (HA290) integrated with the panel.

Insert panel.




17. Model Luxa

Decorative application: stainless steel

Transparent glass

Accessories: triple, stainless steel door pull handle integrated with the panel.

Insert panel





18. Model Stockholm

Decorative application: decorative frames of solid plastic

Transparent glass with astragal bars

Accessories: stainless steel door pull handle (HA500), chrome finish.

Insert panel.



19. Model Secco

Decorative application: decorative frames
of solid plastic
Transparent glass with astragal bars
Accessories: stainless steel door pull handle (HA620)
Insert panel.



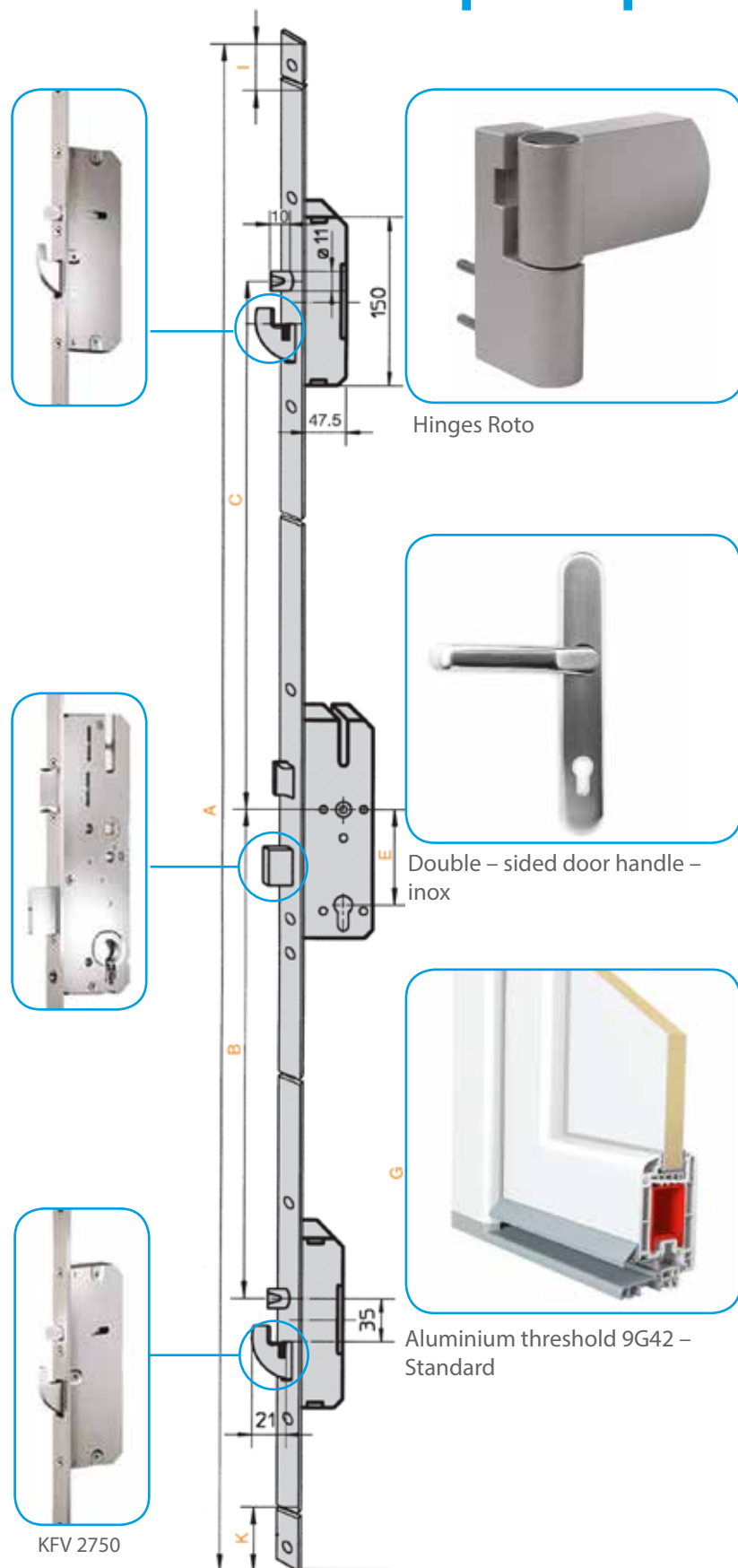


20. Model Riola

Decorative application: stainless steel Glass
Accessories: stainless steel door pull handle (622)
Insert panel

Doorplus Optimum doors

Doorplus Optimum doors



DoorPlus Optimum collection offers doors with insert panels made of GFK plates filled with PU foam. Decorative elements are made of solid plastic or stainless steel and then applied to the panel. DoorPlus Optimum doors combine good quality with a classic design and an affordable price. Top quality materials guarantee a long and trouble-free performance.

Construction:

Door is constructed of multi-chamber profiles of Koemmerling 88+, Koemmerling 76 AD, Eurofutur profile Classic/Elegance.

Panels:

Insert panels consist of GFK plates 2 mm thick, filled with PU foam. Panel thickness is 24 mm. A great variety of obscure glass, reflective glass or stained glass is available. Decorative elements: solid plastic, aluminium or stainless steel.

Lock:

KFV 2750 – 3-point lock with automatic bolts. Cylinder with 3 keys.

Hinges:

Roto 3-way adjustable hinges.

Threshold:

Warm aluminium threshold 20 mm with thermal insulation

Handle:

Double-sided inox handle.



21. Model: Blackberry

Decorative application:
decorative frames of solid
plastic
Transparent glass
Accessories: door handle (HA 1)



22. Model: Geranium

Decorative application:
stainless steel
Transparent glass
Accessories: door pull handle
(HB 4)



23. Model: Lobelia

Decorative application:
decorative frames of solid
plastic
Decorative glass ELT
Accessories: door handle (HA 1)



24. Model: Iris

Decorative application:
decorative frames of solid
plastic
Frosted glass
Accessories: door handle (HA 2)



25. Model: Pansy

Decorative application:
decorative frames of solid
plastic
Transparent glass
Accessories: door pull handle
(HB 6)



26. Model: Safran

Decorative application:
decorative frames of solid
plastic
GBR frosted glass with astragal
bars.
Accessories: door handle (HA 2)



27. Model: Sage

Decorative application:
decorative frames of solid
plastic
Frosted glass
Accessories: door handle (HA 2)



28. Model: Primula

Decorative application:
stainless steel
Frosted glass
Accessories: door pull handle
(HB 4)



29. Model: Privet

Decorative application:
stainless steel
Frosted glass
Accessories: door pull handle
(HB 4)



30. Modèle: Blossom

Decorative application:
decorative frames of solid
plastic
Frosted glass
Accessories: door handle (HA 1)



31. Modèle: Olive

Decorative application:
decorative frames of solid
plastic
Frosted glass
Accessories: door pull handle
(HB 4)



32. Modèle: Tulip

Decorative application: stain-
less steel
Frosted glass with transparent
areas
Accessories: door pull handle
(HB 4)

32



33. Model: 8215-1

Thermoformed filling
Obscure glass: Chinchilla
Accessories: door pull handle
(9016-5),
chrome finish



34. Model: 8202-1

Thermoformed filling
Transparent, convex glass
Accessories: door pull handle
(701-2),
oxidized brass finish



35. Modèle: 8857

Thermoformed filling
Obscure glass: Chinchilla
Accessories: stainless steel door
pull handle (9048-13)



36. Model: 8651

Thermoformed filling
Obscure glass: Chinchilla
Accessories: door pull handle
(731-1),
polished brass finish



37. Model: 8890

Decorative application: stain-
less steel
Frosted glass G 1064
Accessories: stainless steel door
pull handle (2609-13)



38. Model: 8779-1

Thermoformed filling
Decorative application – stain-
less steel
Frosted glass
Accessories: door pull handle
(764-5),
chrome finish



39. Model: 8112

Thermoformed filling,
stainless steel frames
Frosted glass G 1062
Accessories: door pull handle
(9016-5),
chrome finish



40. Model: 8208-0

Thermoformed filling
Accessories: door pull handle
(731-1) and knocker (1537-1),
polished brass finish



41. Model: 8654

Thermoformed filling
Frosted glass G 1077
Accessories: stainless steel door
pull handle (9050-13)



42. Model: 8504

Thermoformed filling
Frosted glass G 327-1
Accessories: door pull handle
(764-5),
chrome finish



43. Model: 8503-5

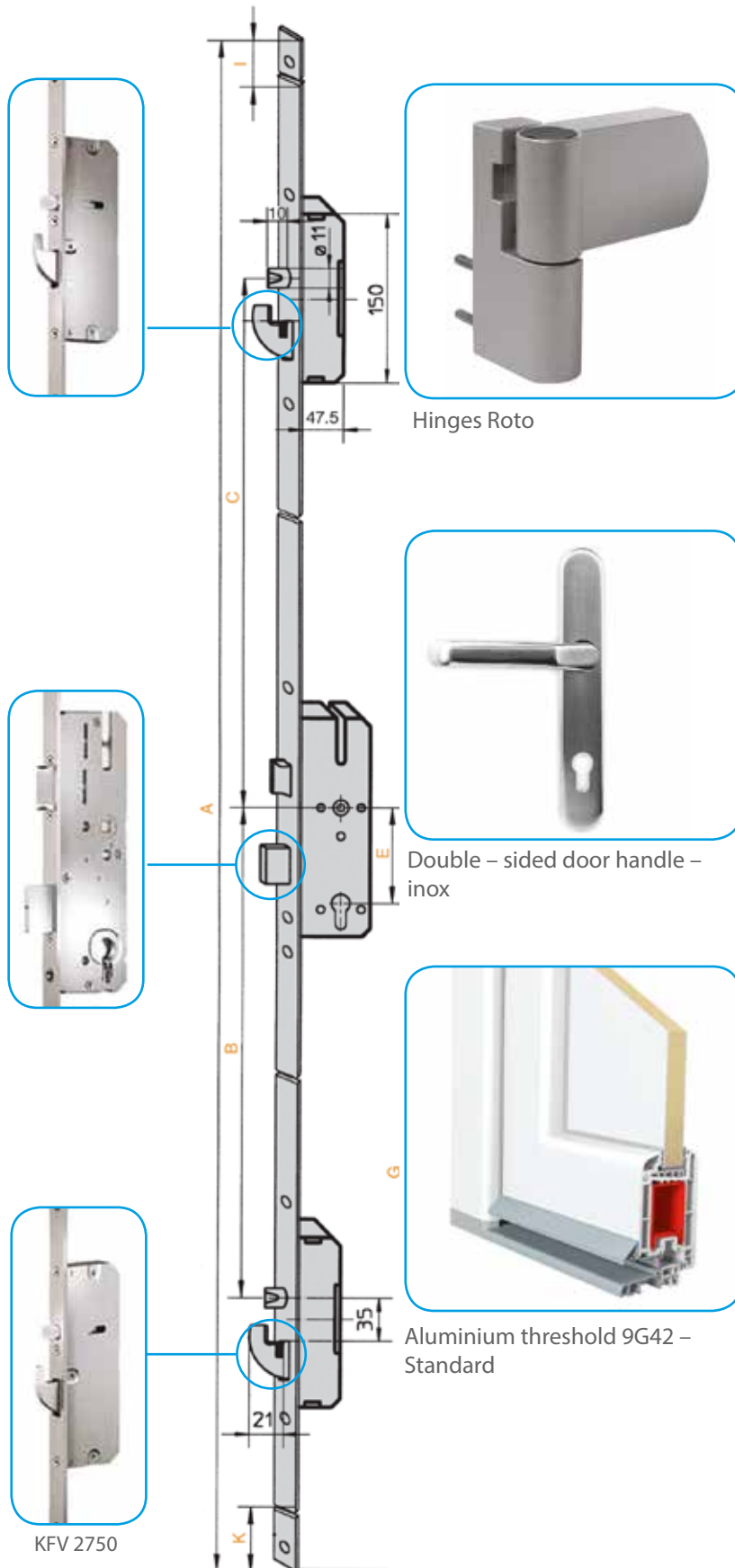
Decorative application: stain-
less steel
Obscure glass: Mastercarre
Accessories: stainless steel door
pull handle (9034-13)



44. Model: 8656

Decorative application: stain-
less steel
Frosted glass G 1046
Accessories: stainless steel door
pull handle (2409-13)

OKNO-POL Basic doors



OKNO-POL Basic Door collection is an offer of the original insert panel doors of Okno-Pol. It is a classical solution with a distinctive geometrical glazing which provides more light to the interior of the building. These types of doors are commonly used in commercial premises or as an additional side door.

Construction:

Door is constructed of multi-chamber profiles of Koemmerling 88+, Koemmerling 76 AD, Eurofutur profile Classic/ Elegance.

Panels:

Insert panels made of uPVC plates filled in with PU foam. Glazed with E-low glass – $U_g=1,1 \text{ W/m}^2\text{K}$. Panel thickness 24 mm. Obscure or reflective glass types available. Door layout is a combination of construction profiles, glass and uPVC panels.

Lock:

KFV 2750 — 3-point lock with automatic bolts. Cylinder lock with 3 keys.

Hinges:

Roto 3-way adjustable hinges.

Threshold:

Warm aluminium threshold 20 mm with thermal insulation

Handle:

Double-sided inox handle.



45. Model: Klaudia

Frosted glass
stainless steel door handle



46. Model: Amelia

Filling: uPVC panel,
frosted glass
Accessories: stainless steel
door handle



47. Model: Anita

Filling: uPVC panel,
frosted glass
Accessories: stainless steel
door handle



48. Model: Nina

Filling: uPVC panel,
frosted glass
Accessories: stainless steel
door handle



49. Model: Lena

Filling: uPVC panel,
frosted glass
Accessories: stainless steel
door handle



50. Model: Kaya

Filling: uPVC panel,
frosted glass
Accessories: stainless steel
door handle



pull handle	pull handle	pull handle	pull handle	pull handle	pull handle
9024-13	9026-13	9027-13	9028-13	1017-13	V78
800 mm	1200 mm	1400 mm	1600 mm		



pull handle
V106

pull handle
V97

pull handle
V100

pull handle
V103



pull handle
HA620
330 mm



pull handle
HA621
500 mm



pull handle
HA622
600 mm



pull handle
HA500
polished
chrome finish



pull handle
HA500
polished
chrome finish



pull handle
HA318



pull handle
HA280



handle
HA1



handle
HA3



pull handle
HB2



pull handle
HB5



mail slot LBG
mail slot LBS
mail slot LBW



knocker
UNB



knocker
UNC



pull handle HB4
400, 600,
1000, 1400 mm



pull handle
HB6



pull handle
9034-13
330 mm



pull handle
9050-13
450 mm



pull handle
2409-13
800 mm



pull handle
2609-13
1200 mm



pull handle
9016-5
255 mm



pull handle
9048-13
400 mm



pull handle
0764-5
330 mm



pull handle
0731-1
290 mm



pull handle
0701-2
225 mm



knocker
1537-1

Catalogue of door panels

